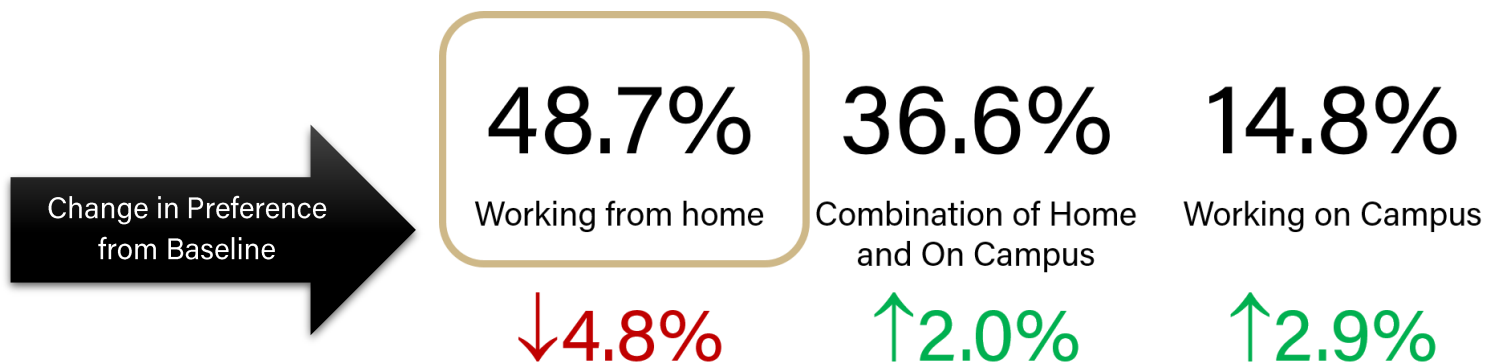


Wave 2 Results for **694** Faculty, Staff, Post-Docs, and Graduate & Undergraduate Students in the College of Liberal Arts (CLA)¹

Demographic Information for Wave 2 CLA Respondents

- Total N = 694
- 64.1% Female | 29.8% Male | 5.8% Other or Not Provided
- 10.5% Asian | 3.2% Black or African American | 6.5% Latino/a or Hispanic | 75.8% White | 1.0% Other | 9.4% Selected Another Category or Preferred Not to Answer²
- CDC High Risk: 27.3% - Self | 35.1% - Live With or Take Care of Someone Else
- CDC Secondary Risk Factors: 15.2% - Self | 16.8% - Live With or Take Care of Someone Else
- Employee Status: 5.9% Staff | 17.1% Faculty | 13.1% Graduate Students & Post-Docs | 11.0% Undergraduate Students | 2.3% Other | 50.6% Did Not Report³
- 73.8% took the Baseline Survey
- 53.5% U.S. Citizen | 7.6% International | 38.8% Did Not Respond⁴

Preference for Working Location in the Fall



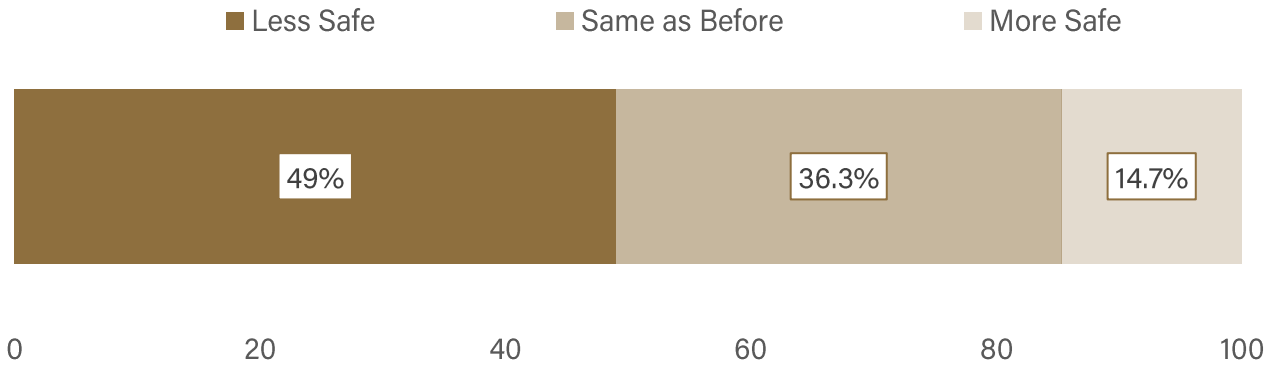
¹ Wave 1 survey administered between 3 June 2020 and 9 June 2020. Wave 2 survey administered between 25 June 2020 and 2 July 2020.

² If any category contained fewer than 20 respondents, the category was collapsed to maintain anonymity.

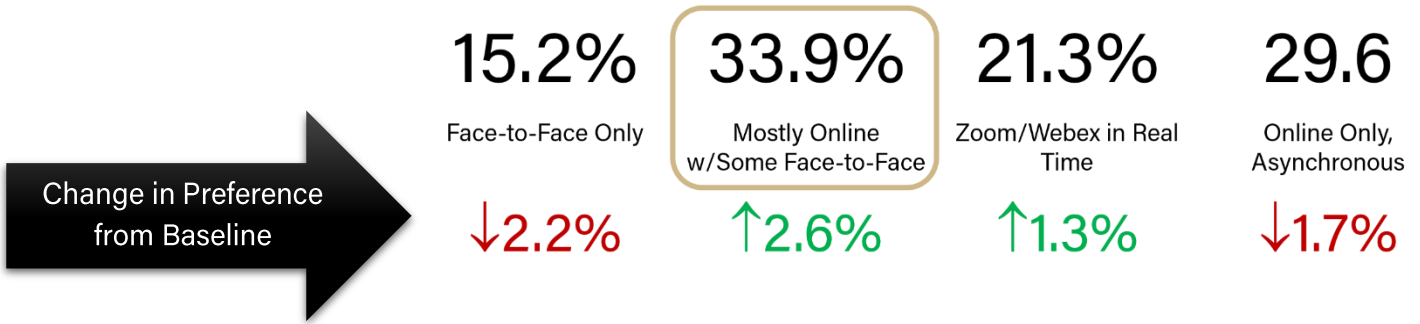
³ For the first 4 hours of the survey, the employee status variable was missing from the survey. As soon as this was discovered, the survey was updated.

⁴ Respondents were asked to respond to this item if they were students or post-docs; however, because the status variable is missing for ~50% of the respondents, we could not verify that students only responded to this variable (see footnote 2).

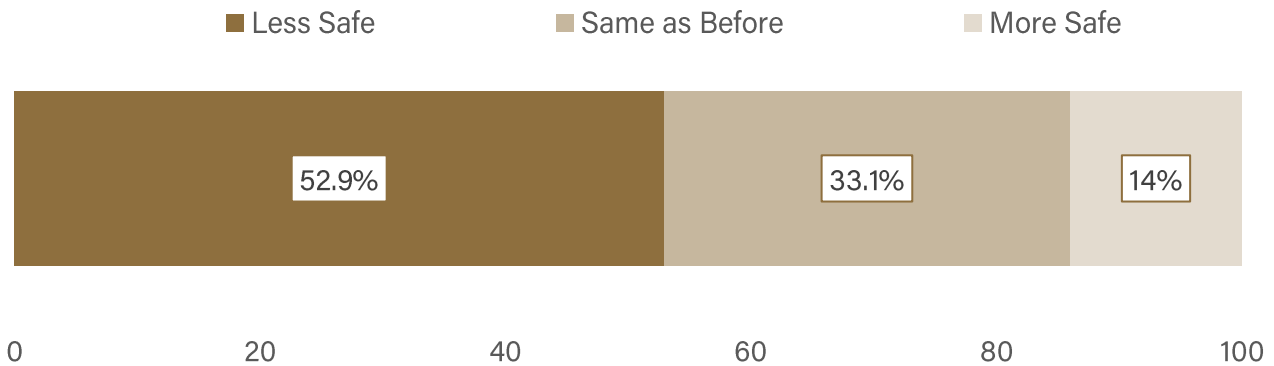
Perception of Safety Returning to Campus in the Fall



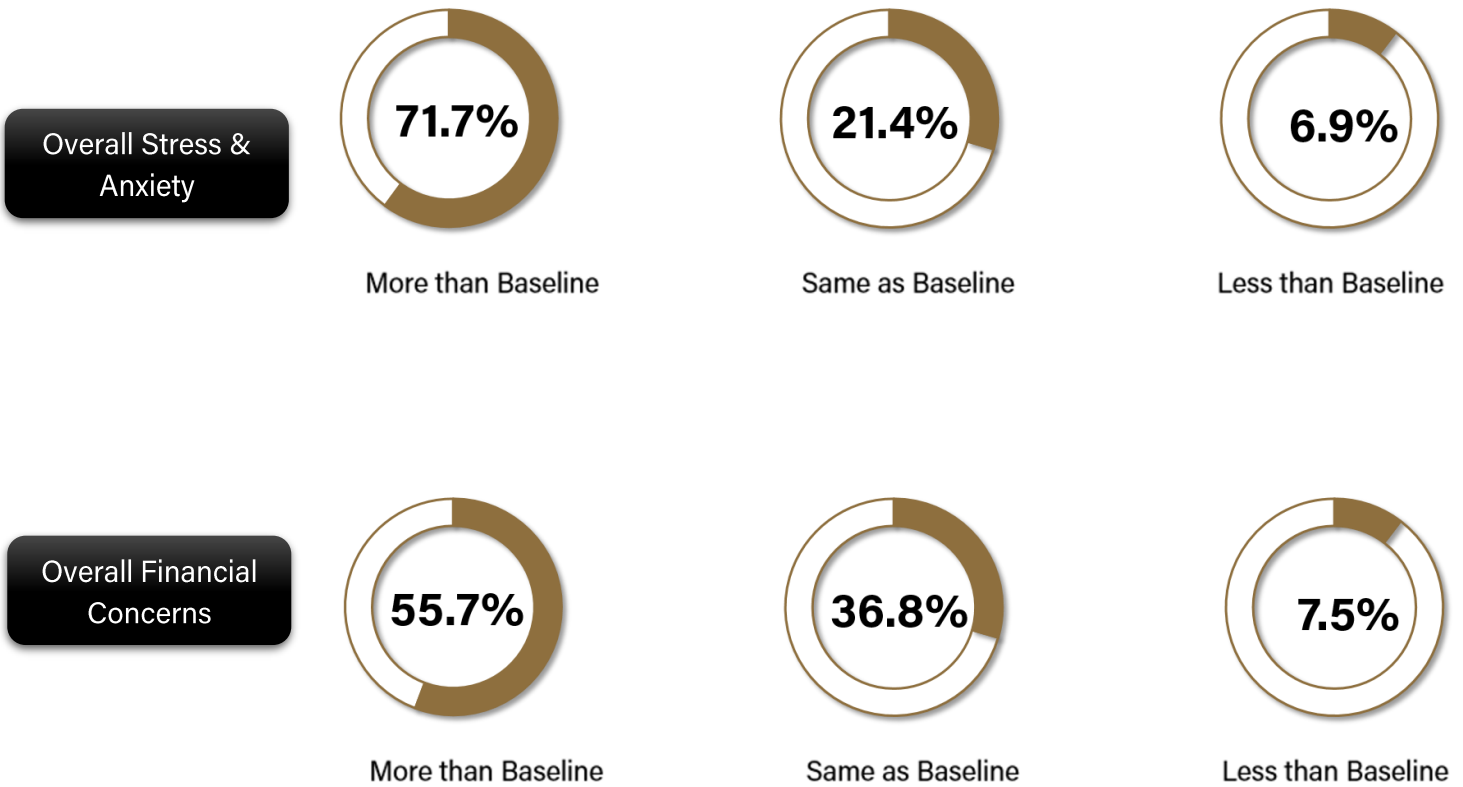
Preference for Teaching and Interacting with Students in the Fall



Perception of Safety Teaching and Interacting with Students in the Fall



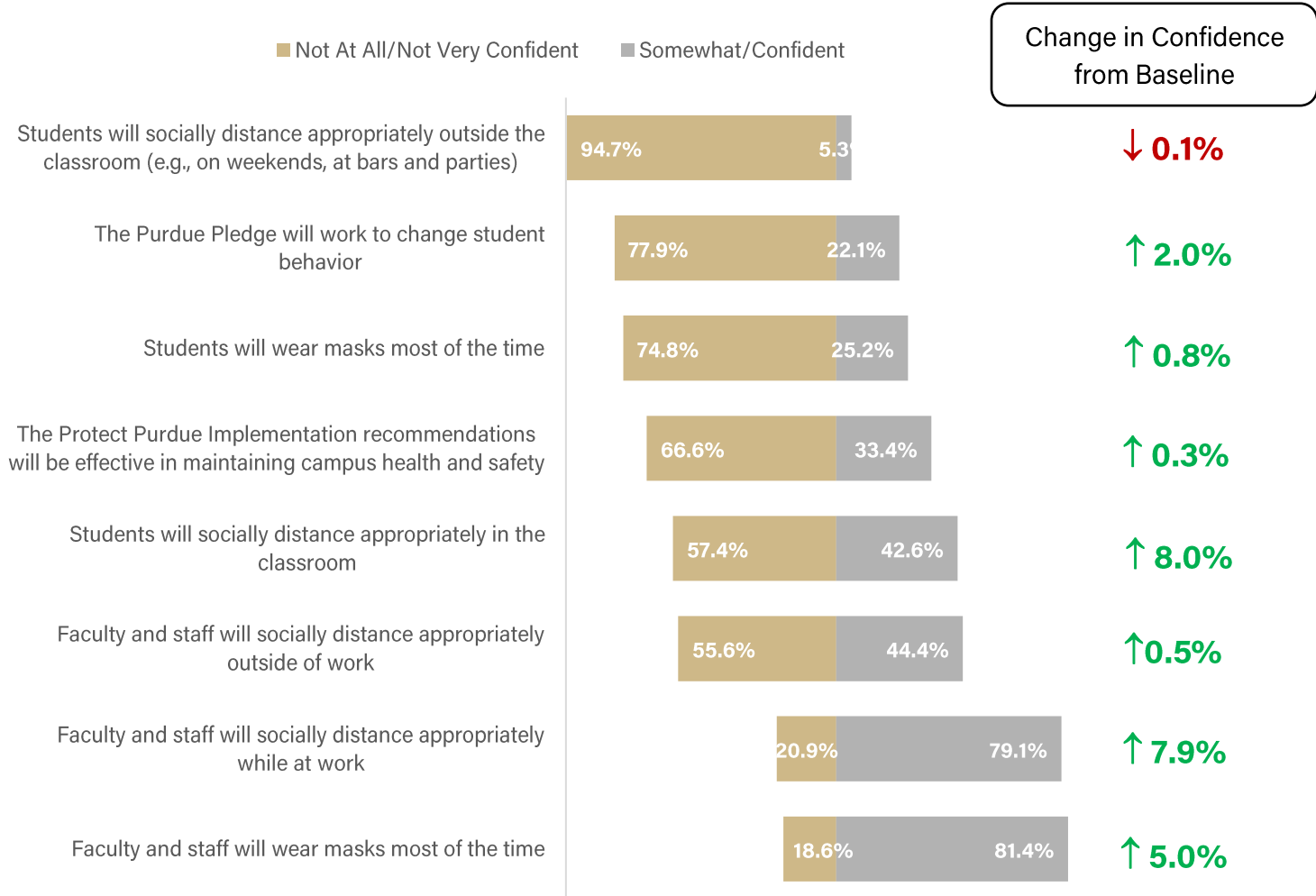
Overall Personal and Financial Concerns about Reopening in the Fall



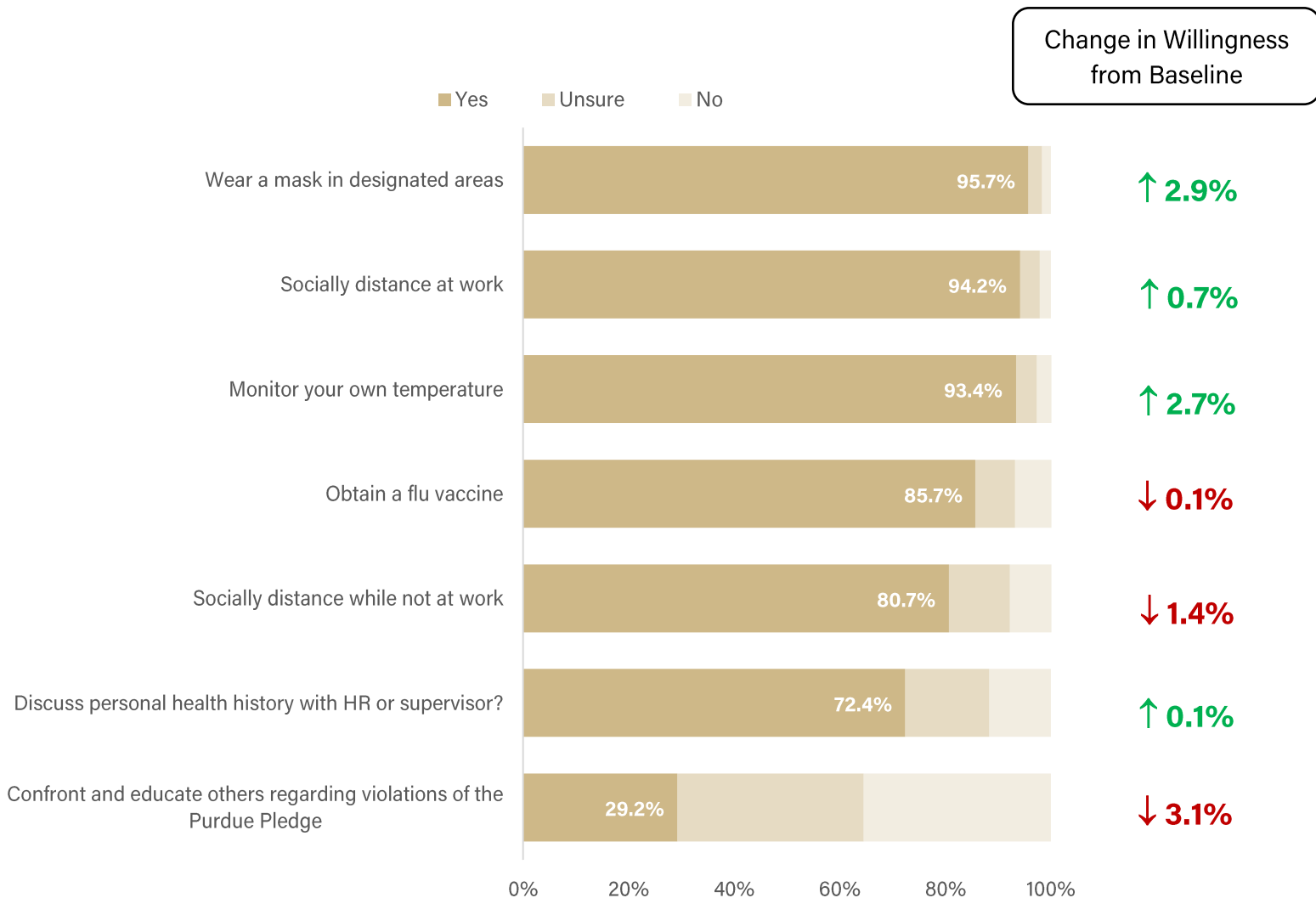
Additional Concerns about Reopening in the Fall [items new to Wave 2]

Concern	More than Baseline	Same as Baseline	Less than Baseline
Keeping Job	36.2%	50.2%	13.7%
Insurance	37.0%	55.1%	7.9%
Medical Bills	39.1%	51.2%	9.7%
Child Care	37.7%	54.1%	8.2%
Food Shortages	26.8%	55.9%	17.3%
Housing	22.8%	65.1%	12.1%

Confidence in Others' Willingness to Engage in Health & Safety Measures



Personal Willingness to Engage in Health & Safety Measures



Open-Ended Comments

Respondents were asked 3 open-ended questions including what questions and concerns they had, specific suggestions for reopening, and whether they found specific information or ways of disseminating information useful and why. An Appendix with all responses from CLA respondents is included at the end of this document.

A majority of respondents reported that they were frustrated with questions being asked but few answers being provided. They also reported feeling less confident after hearing information disseminated via the two University Senate Town Halls (a finding corroborated in the quantitative data). Student-related concerns included a growing sense that the administration envisions student behavior change and adherence to the Pledge optimistically and unrealistically. Specifically, multiple respondents

believe that students will continue to do what students always do: socialize, attend parties, and engage in behavior that increases the risk for contracting and spreading COVID-19. There are also concerns surrounding enforcement of the Purdue Pledge as well as whether sufficient resources are available to support students' mental health.

Many questions linger about options for teaching in the fall.

Finally, multiple CLA respondents expressed concerns regarding their own and family risk for severe illness as defined by the CDC, remote working needs (e.g., technology, access, child care), access to PPE, the details surrounding testing and contact tracing, concerns about impacts to the Greater Lafayette area when so many students return to campus, and rising COVID-19 rates across the country.

Discussion

Effects of Informational Roll-Out

As with the full sample, CLA respondents continue to express significant concerns and heightened anxiety about returning to campus in the fall. The preferences for working location and teaching or interacting directly with students shifted little between Wave 1 and Wave 2. For CLA respondents, just under 15% said they wanted to work on campus while just over 15% said they wanted to teach or interact with students face-to-face. These preferences are coupled with increased concerns regarding personal safety: 49% of CLA respondents reported feeling less safe returning to campus and nearly 53% reported feeling less safe teaching or interacting directly with students compared with their perceived safety levels in early June.

Personal and financial concerns have also intensified sharply for CLA respondents since early June. Particularly worrisome is that over 71% report feeling more stressed and anxious about reopening in the fall compared with baseline and just under 56% report feeling more concerned about their finances compared with baseline. These higher levels of concern and lower levels of perceived safety are reflected in CLA respondents' open-ended responses. Finally, there was a 1.4% drop in CLA respondents' willingness to socially distance off campus and a 3% drop in willingness to confront and educate others about the Purdue Pledge.

Some Positive Gains

CLA respondents' confidence in others engaging in various health and safety measures did increase notably for faculty and staff both wearing masks and socially distancing on as well as off campus. In addition, there were some modest increases in the already high percentage of CLA respondents who said they would wear masks, monitor their own temperature, and socially distance while on campus.

Prepared By:

Deborah L. Nichols, PhD
Cheryl Cooky, PhD

Stephen Beaudoin, PhD
Audrey Ruple, DVM, MS, PhD, DipACVPM, MRCVS

Additional assistance provided by Manushag N. Powell, PhD